

BOAT LINE

TOP ONE

Gloss super enamel


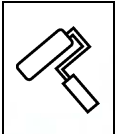


CODE 54-4..

DESCRIPTION AND USE

Urethanized single-pack gloss enamel characterized by bright white, high yellowing-resistance and excellent expansion, providing a bright finish, high resistance to atmospheric agents and in marine environment.

Its main performance features are high hiding power, thick build, excellent expansion and easy brushability.

APPLICATION DATA

4h DRY TO TOUCH	18h HARD DRY	min 12h RECOAT TIME	125ml THEORETICAL COVERAGE 85ml PRACTICAL COVERAGE				 THINNER 7
---------------------------	------------------------	-------------------------------	---	---	--	---	--

TECHNICAL DATA

COMPOSITION	Made of urethane based binders
SPECIFIC GRAVITY	white 1.20±0.05 Kg/L, colour 1.00±0.05 Kg/L
AVERAGE VISCOSITY	(Ford Cup no. 4 at 21°C): 300"
FILM THICKNESS	Dry: 40 – Wet: 80 (µm)
FINENESS OF GRIND	10 µm
SOLIDS BY VOLUME	50±2%
V.O.C. % BY WEIGHT	29.37
FLASH POINT	>21°C
MIXING RATIO BY VOLUME	-
POT-LIFE	-
COLOURS	
PACKAGING	ml 2500 – ml 750
STORAGE	Store in a cool, dry place with adequate ventilation

PAINT SYSTEM

Topside (new)

1. Timber

Surface preparation: Thoroughly sand and clean. Since foreign matters such as glues, grease, etc. affect timber priming and cause adhesion problems, they must be completely removed. Make sure the timber is dry before starting the application.

Apply one coat of Vinyl Primer diluted with 15% Thinner N° 7. After drying, apply two coats of Vinyl Primer (80 µm) and finish with two coats of Top One (40 µm each).

2. Iron

Surface preparation: Thoroughly clean to SIS/ST 2 with an abrasive brush.

Apply three coats of Vinyl Primer (80 µm each) and finish with one coat of Top One (40 µm).

3. Fiberglass

Surface preparation: Clean and degrease the gelcoat from releasing agents used in the moulds and preferably abrade the gel coat with fine abrasive paper.

Apply one coat of Ancorplast (15 µm) and finish with two coats of Top One.

Topside (restoration)

Timber, iron, fiberglass

Surface preparation: Remove all traces of encrustation, dirt and grease. Thoroughly roughen the surface. If necessary, apply one coat of Vinyl Primer (50 µm) and finish with two coats of Top One.

CONDITIONS FOR APPLICATION

Apply at a temperature between 5°C and 35°C. Do not apply when the surface temperature is below 3°C at dew point.

INSTRUCTIONS FOR USE

Stir well before use.

The technical data are based on a reference temperature of 20°C unless otherwise specified and refer to the product undiluted and ready-to-use.

The product is ready to use. The product can be thinned according to the absorption of the substrate. Do not apply on windy days, in the sunlight, if the surface is hot or too cold.

Easy to apply and easy expanding.

SAFETY PRECAUTIONS

Wear appropriate personal protective equipment; use safety equipment; use with adequate ventilation. For additional safety information, please see the package label.

This version supersedes any prior version.

Orazio Brignola S.p.A. reserves the right to update the above data, which are given for information only.

If products are not used beyond our control our liability is limited to the quality of the product itself.