

BOAT LINE


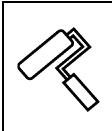
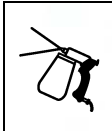

TOP GLOSS CLEAR

Two pack polyurethane gloss enamel
CODE 55-800

DESCRIPTION AND USE

Transparent two-pack polyurethane enamel, providing brightness and resistance to abrasion. It maintains its peculiar features in time, without altering the original aspect of precious woods. Resistant in marine environment.

APPLICATION DATA

| | | | | | | | |
|---------------------------|-----------------------|--|--|--|--|--|--|
| 1h DRY TO TOUCH | 8h HARD DRY | min 5h max 36h RECOAT TIME | 125ml THEORETICAL COVERAGE 9ml PRACTICAL COVERAGE |  |  |  |  THINNER 10 |
|---------------------------|-----------------------|--|--|--|--|--|--|

TECHNICAL DATA

| | |
|-------------------------------|--|
| COMPOSITION | Based on polyurethane binders and UV filters. |
| SPECIFIC GRAVITY | 1.00±0.05 Kg/L |
| AVERAGE VISCOSITY | (Ford Cup no. 4 at 21°C): 110" |
| FILM THICKNESS | Dry: 40 – Wet: 80 (µm) |
| FINENESS OF GRIND | - |
| SOLIDS BY VOLUME | 50±2% |
| V.O.C. % BY WEIGHT | 45.78 |
| FLASH POINT | >21°C |
| MIXING RATIO BY VOLUME | BASE: 3.5 CATALYST: 1 |
| POT-LIFE | 4 h |
| COLOURS | Colorless |
| PACKAGING | ml 1000 |
| STORAGE | Store in a cool, dry place with adequate ventilation |

PAINT SYSTEM

Timber (new)

Surface preparation: Sand and dust. Since foreign matters such as glues, grease, etc. affect timber priming and cause adhesion problems, they must be completely removed. Make sure the timber is dry before starting the application.

Apply one coat of Top Gloss Clear diluted with 15% Thinner N° 10. If the substrate has strong absorption, apply a second coat of product diluted with 10% Thinner N° 10. Apply two or three coats of undiluted Top Gloss Clear. For a better finish, we suggest sanding with fine abrasive paper between coats.

Timber (maintainance)

Surface preparation: Thoroughly sand the surface.

Apply two coats of undiluted Top Gloss Clear.

CONDITIONS FOR APPLICATION

Apply at a temperature between 5°C and 35°C. Do not apply when the surface temperature is below 3°C at dew point.

INSTRUCTIONS FOR USE

Shake well the two components and mix them together. We suggest allowing the mix to rest for 15 minutes before use.

The standard performance of the product can be achieved after complete cross-link.

The technical data are based on a reference temperature of 20°C unless otherwise specified and refer to the product undiluted and ready-to-use.

SAFETY PRECAUTIONS

Wear appropriate personal protective equipment; use safety equipment; use with adequate ventilation. For additional safety information see the package label.

This version supersedes any prior version.

Orazio Brignola S.p.A. reserves the right to update the above data, which are given for information only.

If products are not used beyond our control our liability is limited to the quality of the product itself.