

BOAT LINE

# SPEED UNDERCOAT





Two-pack polyurethane intermediate coating

CODE 72-100

## DESCRIPTION AND USE

Two-pack polyurethane enamel undercoater for two-pack paint systems. Quick-drying and excellent sandability ensure a perfect superficial finish. It can be used as undercoat in epoxy or polyurethane paint systems as they require sandability and an extremely uniform surface prior to topcoat application.

## APPLICATION DATA

<b>1h</b> DRY TO TOUCH	<b>12h</b> HARD DRY	<b>min 4h</b> <b>max 72h</b> RECOAT TIME	<b>5ml</b> THEORETICAL COVERAGE <b>35ml</b> PRACTICAL COVERAGE				<b>AIRLESS</b> Ø 0.013"-0.018" Pressure:150 atm	 THINNER 10
---------------------------	------------------------	--	---	--	---	--	---	--

## TECHNICAL DATA

<b>COMPOSITION</b>	Based on polyurethane binders and special extenders
<b>SPECIFIC GRAVITY</b>	1.45±0.05 Kg/L
<b>AVERAGE VISCOSITY</b>	(Cone/Plate at 25°C): 3.5 Poise
<b>FILM THICKNESS</b>	Dry: 50 – Wet: 200 (µm)
<b>FINENESS OF GRIND</b>	20 µm
<b>SOLIDS BY VOLUME</b>	25±2%
<b>V.O.C. % BY WEIGHT</b>	29.58
<b>FLASH POINT</b>	>21°C
<b>MIXING RATIO BY VOLUME</b>	BASE: 4 CATALYST: 1
<b>POT-LIFE</b>	6 h
<b>COLOURS</b>	White
<b>PACKAGING</b>	ml 2500 – ml 750
<b>STORAGE</b>	Store in a cool, dry place with adequate ventilation

## **PAINT SYSTEM**

### **Epoxy system**

Apply one or two coats of Speed Undercoat over the pre-existent epoxy primer. Pay attention to the recoat time of the intermediate epoxy. If recoat time exceeded, roughen the surface thoroughly to help adhesion. Once the product is applied, wait 8 hours and sand. Finish with Top Gloss.

### **Topside (new)**

#### **Fiberglass**

**Surface preparation:** Clean and degrease the gelcoat from releasing agents used in the moulds and abrade the gel coat with fine abrasive paper.

Apply one coat of AntiPest. If necessary, fill with Finishing Filler and apply one or two coats of Speed Undercoat. The surface can be sanded after 8 hours. Finish with Top Gloss.

## **CONDITIONS FOR APPLICATION**

Apply at a temperature between 5°C and 35°C. Do not apply when the surface temperature is below 3°C at dew point.

## **INSTRUCTIONS FOR USE**

Shake well the two components and mix them together. Let rest for 15 minutes before use.

The product is ready to use. If necessary, thin with Thinner N°10.

The technical data are based on a reference temperature of 20°C unless otherwise specified and refer to the product undiluted and ready-to-use.

## **SAFETY PRECAUTIONS**

Wear appropriate personal protective equipment; use safety equipment; use with adequate ventilation. For additional safety information, please see the package label.

This version supersedes any prior version.

Orazio Brignola S.p.A. reserves the right to update the above data, which are given for information only.

If products are not used beyond our control our liability is limited to the quality of the product itself.