

PROFESSIONAL LINE

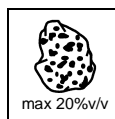
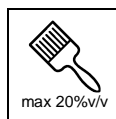
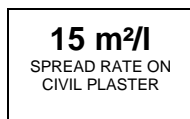
# SILILUX VELATURE

Semi-covering silicate paint

CODE 46-2..

**DESCRIPTION AND USE**

Semi-covering paint based on potassium silicates, suitable to realize decorative glazes, protect old monuments and restore new or old buildings. Weathering resistant, water-steam and CO<sub>2</sub> permeable.

**APPLICATION DATA****TECHNICAL DATA**

<b>COMPOSITION</b>	Based on potassium silicates and organic binders in water dispersion, pigments resistant to atmospheric agents, inert charges and special additives
<b>SPECIFIC GRAVITY</b>	1.000±0.020 Kg/L
<b>FLASH POINT</b>	Not flammable
<b>SOLIDS BY VOLUME</b>	10%
<b>V.O.C</b>	< 40 g/l
<b>AVERAGE VISCOSITY</b>	20 Sec (Ford Cup no.4 at 21°C)
<b>TINTING</b>	In factory
<b>COLOURS</b>	Rivestimenti Plastici – Selezione Architettura colour cards
<b>PACKAGING</b>	5000 ml – 20000 ml

Revision No. 0 dated February 2009

## WARNINGS

- Keep from freezing
- Shake well before and during use
- Do not apply on hot surfaces, in direct sunlight and when temperature is below 5°C
- Protect from rain in the days following the application
- Protect glass, marble and metallic parts during application
- Clean the tools with water immediately after use
- Store in a dry place away from sunlight

## PAINT SYSTEM

- **New walls:**  
After 30-40 days curing apply one brush coat of Sililux Fondo. Wait at least 12 hours and apply one coat of Sililux Finitura (diluted 1:1 with Sililux Fondo); alternatively, for a more filling finish, apply one coat of Sililux Sealer. After at least 8 hours and apply one coat of Sililux Finitura (thinned with 20% Sililux Fondo).
- **Walls to repaint:**
  - **Degraded unpainted walls:** brush carefully with a wire brush. Clean with low pressure drinking water; let dry. Apply one brush coat of Isolante a Solvente. After at least 18 hours apply one brush coat of Sililux Fondo (diluted 1:2 with water). After 12 hours apply one coat of Sililux Finitura (thinned 1:1 with Sililux Fondo). Alternatively, for a more filling finish, apply one coat of Sililux Sealer. After at least 8 hours, apply one brush coat of Sililux Finitura (thinned with 20% Sililux Fondo). Wait at least 8 hours before applying one or two coats of Sililux Velature (depending on the desired finish).
  - **Walls with old paints and loose plaster:** completely remove all flaky parts; brush carefully with a wire brush. Clean with low pressure drinking water; let the surface dry. Restore all removed areas with hydraulic mortar or ready-mix. Let cure for at least 10 days.  
**Old mineral paints:** Apply one brush coat of Sililux Fondo (diluted 2:1 with water) over the whole surface. After at least 12 hours apply one coat of Sililux Finitura (thinned 1:1 with Sililux Fondo); alternatively, for a more filling finish, apply one coat of Sililux Sealer. After at least 8 hours, apply one coat of Sililux Finitura (thinned with 20% Sililux Fondo). Wait at least 8 hours and apply one or two coats of Sililux Velature (depending on the desired finish).  
**Old synthetic paints:** Apply one brush coat of Fissativo Acrilico (diluted 1:5 with water) over the whole surface. After at least 12 hours one coat of Sililux Sealer. After 8 hours, apply one coat of Sililux Finitura (thinned with 20% Sililux Fondo). Wait at least 8 hours and apply one or two coats of Sililux Velature (depending on the desired finish).
  - **Walls with old mineral paints in good conditions:** Clean with low pressure drinking water; let the surface dry. Do as New Walls.

### SPECIFICATION ITEM: SILILUX VELATURE

Semi-covering paint based on potassium silicates, designed to realize decorative and protective glazes with high water-steam and CO<sub>2</sub> permeability. Apply one or two coats of product, by brush or sponge, with an average spread rate of 0.070 / 0.140 l/m<sup>2</sup>