

PROFESSIONAL LINE




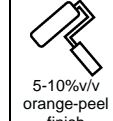
RUVIDO ELASTICO

Masonry coating for microcracked plasters
CODE 20-7..**DESCRIPTION AND USE**

Masonry acrylic coating with high filling properties, suitable to protect microcracked surfaces, with smooth, relief or orange-peel finishes.

Aspect of the dry film: matte in relief

APPLICATION DATA

2 h DRY TO TOUCH	12 h RECOAT TIME	4m²/t smooth finish CIVIL PLASTER	2 m²/t orange-peel finish CIVIL PLASTER		 30%v/v	 20%v/v smooth finish	 5-10%v/v orange-peel finish
----------------------------	----------------------------	---	---	--	---	---	--

TECHNICAL DATA

COMPOSITION	Based on special modified acrylics polymers in water dispersion, high resistant pigments and selected quartz sands
SPECIFIC GRAVITY	1.500 ± 0.030 Kg/L
FLASH POINT	Not flammable
SOLIDS BY VOLUME	58%
V.O.C.	< 40 g/L
AVERAGE VISCOSITY	Soft paste
FILM THICKNESS	Dry: 200 – Wet: 320 2 coats (µm)
FINENESS OF GRIND	250µm
COLOURS	White – Rivestimenti Plastici colour card – Selezione Architettura
PACKAGING	14000 ml
STORAGE	Keep from freezing. Store in a cool, dry place at room temperature.

Revision No. 0 dated February 2009

WARNINGS

- Keep from freezing
- Do not apply on hot surfaces, in direct sunlight and when temperature is below 5°C
- Protect from rain in the days following the application
- Clean the tools with water immediately after use
- Store in a dry place away from sunlight

PAINT SYSTEM

- **New walls**
After 30-40 days curing apply one brush coat of Isolante a solvente P.P. or Fissativo Acrilico (diluted 1:4 with water). After at least 12 hours and apply two coats of Ruvido Elastico.
- **Walls to repaint**
 - **Degraded unpainted walls:** brush carefully with a wire brush. Clean with low pressure drinking water; let the surface dry. Apply one brush coat of Isolante a Solvente P.P. or Fissativo Acrilico Pigmentato. after 12 hours apply two coats of Ruvido Elastico.
 - **Walls with old paints and loose plaster:** remove all loose areas; brush carefully with a wire brush. Clean with low pressure drinking water; let the surface dry. Patch all removed areas with hydraulic mortar or ready-mix. Let cure for at least 10 days. Apply one brush coat of Fissativo Acrilico Pigmentato only over patched areas or over the whole surface if it needs consolidating. After at least 12 hours, apply two coats of Ruvido Elastico.
 - **Walls with all paints in good conditions:** Clean with water or washer; let the surface dry. Apply two coats of Ruvido Elastico. If the surface needs consolidating, apply one brush coat of Fissativo Acrilico (diluted 1:6 with water).

Orazio Brignola S.p.A. reserves the right to update the above data, which are given for information only. If products are not used beyond our control our liability is limited to the quality of the product itself.