

PROFESSIONAL LINE

# RUVIDO ACRILICO

Exterior quartz masonry coating




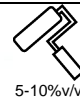
CODE 20-...

**DESCRIPTION AND USE**

Exterior quartz coating available with smooth or orange-peel finish. Designed to obtain an effective and long-lasting protection of plaster.

Aspect of the dry film: matte in relief

**APPLICATION DATA**

<b>2 h</b> DRY TO TOUCH	<b>12 h</b> RECOAT TIME	<b>4m<sup>2</sup>/t</b> smooth finish CIVIL PLASTER	<b>2 m<sup>2</sup>/t</b> orange-peel finish CIVIL PLASTER		 30%v/v	 20%v/v smooth finish	 5-10%v/v orange-peel finish
----------------------------	----------------------------	---	---	---	---	--	--

**TECHNICAL DATA**

<b>COMPOSITION</b>	Based on styrol-acrylic copolymers in water dispersion, weathering resistant pigments and quartz sands.
<b>SPECIFIC GRAVITY</b>	1.6700±0.030 g/L
<b>FLASH POINT</b>	Not flammable
<b>SOLIDS BY VOLUME</b>	61%
<b>AVERAGE VISCOSITY</b>	Soft paste
<b>FILM THICKNESS</b>	Dry: 200 – Wet: 320 2 coats (µm)
<b>FINENESS OF GRIND</b>	250 µm
<b>COLOURS</b>	White – rivestimenti Plastici colour card – Selezione Architettura
<b>PACKAGING</b>	14000 ml – 4000 ml
<b>STORAGE</b>	Keep from freezing. Store in a cool place at room temperature.

Revision No. 0 dated February 2009

## WARNINGS

- Keep from freezing
- Do not apply on hot surfaces, in direct sunlight and when temperature is below 5°C
- Protect from rain in the days following the application
- Clean the tools with water immediately after use
- Store in a dry place away from sunlight

## PAINT SYSTEM

- **New walls**  
After 30-40 days curing apply one brush coat of Isolante a solvente P.P. or Fissativo Acrilico (diluted 1:4 with water). After at least 12 hours and apply two coats of Ruvido Acrilico.
- **Walls to repaint**
  - **Degraded unpainted walls:** brush carefully with a wire brush. Clean with low pressure drinking water; let the surface dry. Apply one brush coat of Isolante a Solvente P.P. or Fissativo Acrilico Pigmentato. After 12 hours apply two coats of Ruvido Acrilico.
  - **Walls with old paints and loose plaster:** remove all loose areas; brush carefully with a wire brush. Clean with low pressure drinking water; let the surface dry. Patch all removed areas with hydraulic mortar or ready-mix. Let cure for at least 10 days. Apply one brush coat of Fissativo Acrilico Pigmentato only over patched areas or over the whole surface if it needs consolidating. After at least 12 hours, apply two coats of Ruvido Acrilico.
  - **Walls with all paints in good conditions:** Clean with water or low-pressure washer; let the surface dry. Apply two coats of Ruvido Acrilico. If the surface needs consolidating, apply one brush coat of Fissativo Acrilico (diluted 1:6 with water).

Orazio Brignola S.p.A. reserves the right to update the above data which are given for information only. If products are not used beyond our control our liability is limited to the quality of the product itself.