



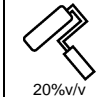
PROFESSIONAL LINE

QUARZO ELASTICO

Masonry coating for
microcracked plasters
CODE 02-7..**DESCRIPTION AND USE**

Interior and exterior wall quartz coating with excellent flexibility. It provides effective and long-lasting protection, nice aspect and good breathability to wall plasters.
Aspect of the dry film: matte

APPLICATION DATA

2 h DRY TO TOUCH	12 h RECOAT TIME	5 m²/t SPREAD RATE 2 COATS ON CIVIL PLASTER		 30%v/v	 20%v/v
----------------------------	----------------------------	---------------------------------------------------------------------	------------------------------------------------------------------------------------	----------------------------------------------------------------------------------------------	-----------------------------------------------------------------------------------------------

TECHNICAL DATA

COMPOSITION	Based on acrylic copolymers modified in water dispersion, resistant pigments and fine quartz sands.
SPECIFIC GRAVITY	1.560±0.030 kg/L
FLASH POINT	Not flammable
SOLIDS BY VOLUME	56%
AVERAGE VISCOSITY	(Brookfield rot. no. 5 at 2 Rpm): 105 Poises at 21°C
FILM THICKNESS	Dry:125 – Wet: 250 on two coats (µm)
FINENESS OF GRIND	90µm
COLOURS	White – TINGO – Selezione Architettura
PACKAGING	14000 ml
STORAGE	Keep from freezing. Store in a cool place at room temperature.

WARNINGS

Revision No. 0 dated February 2009

- Keep from freezing
- Do not apply on hot surfaces, in direct sunlight and when temperature is below 5°C
- Protect from rain in the days following the application
- Clean the tools with water immediately after use
- Store in a dry place away from sunlight

PAINT SYSTEM

- **New walls**
After 30-40 days curing apply one brush coat of Isolante a solvente P.P. or Fissativo Acrilico (diluted 1:4 with water). After at least 12 hours and apply two coats of Quarzo Elastico.
- **Walls to repaint**

Degraded unpainted walls: brush carefully with a wire brush. Clean with low pressure drinking water; let the surface dry. Apply one brush coat of Isolante a Solvente P.P. or Fissativo Acrilico Pigmentato. After at least 12 hours and apply two coats of Quarzo Elastico.
- **Walls with old paints and loose plaster:** remove all loose areas; brush carefully with a wire brush. Clean with low pressure drinking water; let the surface dry. Restore all removed areas with hydraulic mortar or ready mix. Let cure for at least 10 days. Apply one brush coat of Fissativo Acrilico Pigmentato only over patched areas or over the whole surface if it needs consolidating. After at least 12 hours, apply two coats of Quarzo Elastico.
- **Walls with all paints in good conditions:** Clean with water or washer; let the surface dry. Apply two coats of Quarzo Elastico. If the surface needs consolidating, apply one brush coat of Fissativo Acrilico (diluted 1:6 with water).

Orazio Brignola S.p.A. reserves the right to update the above data, which are given for information only. If products are not used beyond our control our liability is limited to the quality of the product itself.