

PROFESSIONAL LINE

# FARINA ACRILICO

Quartz covering with  
fine granulometry



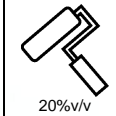
CODE 02-...

**DESCRIPTION AND USE**

Interior and exterior quartz covering for an efficacious and long-lasting protection of plasters. Nice look and good breathability.

Aspect of the dry film: matte

**APPLICATION DATA**

<b>2h</b> DRY TO TOUCH	<b>12h</b> RECOAT TIME	<b>5 m<sup>2</sup>/l</b> SPREAD RATE 2 COATS		 30%v/v	 20%v/v
---------------------------	---------------------------	--	---	--	---

**TECHNICAL DATA**

<b>COMPOSITION</b>	Styrol-acrylic copolymers in water dispersion, high resistant pigments and fine quartz sands
<b>SPECIFIC GRAVITY</b>	1.560±0.030 g/L
<b>FLASH POINT</b>	Not flammable
<b>SOLIDS BY VOLUME</b>	49%
<b>V.O.C.</b>	< 40 g/L
<b>AVERAGE VISCOSITY</b>	(Brookfield rot. No. 5 at 2 Rpm): 1400 cPs at 21°C
<b>FILM THICKNESS</b>	Dry: 125 – Wet: 250 2 coats (µm)
<b>FINENESS OF GRIND</b>	90µm
<b>COLOURS</b>	White – TINGO – Selezione Architettura
<b>PACKAGING</b>	14000 ml – 4000 ml
<b>STORAGE</b>	Keep from freezing. Store in a cool, dry place with adequate ventilation

Revision No. 0 dated February 2009

## WARNINGS:

- Keep from freezing
- Do not apply when temperature is below 5°C or below direct sunlight.
- Protect from rain in the first days following the application.
- Clean the tools with water immediately after use.
- Store in a dry place away from direct sunlight.

## PAINT SYSTEM

- **New walls**  
After 30-40 days drying, apply one brush coat of Isolante a solvente P.P. or Fissativo Acrilico thinned with water (1:4). Wait at least 12 hours before applying two more coats of Farina Acrilico.
- **Walls to repaint**
  - **Degraded unpainted walls:** thoroughly brush with a wire brush. Clean with low pressure water; let the surface dry. Apply one brush coat of Isolante a Solvente or Fissativo Acrilico thinned with water (1:4). Wait at least 12 hours before applying two more coats of Farina Acrilico.
  - **Walls with old flaky paint and loose plasters:** remove all loose paint and plasters. Thoroughly brush with a wire brush. Clean with low pressure water and let the surface dry. Restore all removed parts with hydraulic mortar or rady-mix. Let it cure for at least 10 days. Apply one brush coat of Fissativo Acrilico, thinned with water (1:5), only over restored areas or over the whole surface if it needs consolidating. Wait at least 12 hours then apply 2 coats of Farina Acrilico.
  - **Walls with old paint in good conditions:** Clean with water or hydrocleaner; let the surface dry. Apply two coats of Farina Acrilico.  
If the surface needs consolidating, apply one brush coat of Fissativo Acrilico (thinned 1:6 with water).

Orazio Brignola S.p.A. reserves the right to update the above data, which are given for information only. If products are not used beyond our control our liability is limited to the quality of the product itself.