

BOAT LINE

EPOXY YACHT HB




Two-pack high build epoxy primer

CODE 72-617

DESCRIPTION AND USE

Two-pack high-build epoxy coating, surface-tolerant and resistant to abrasion. Its high content of lamellar pigments gives an excellent anticorrosive and waterproof protection. Designed for use as a primer for steel, iron and timber in epoxy or polyurethane paint systems ensuring a total protection against corrosion.

APPLICATION DATA

4h DRY TO TOUCH	24h HARD DRY	min 10h max 72h RECOAT TIME	4mil THEORETICAL COVERAGE 3mil PRACTICAL COVERAGE			AIRLESS Ø 0.031"-0.043" Pressure:150atm	 THINNER 17
---------------------------	------------------------	---	--	--	---	--	--

TECHNICAL DATA

COMPOSITION	Based on amino-epoxy binders and anticorrosive lamellar pigments
SPECIFIC GRAVITY	1.40±0.05 Kg/L
AVERAGE VISCOSITY	(Cone/Plate at 25°C): 3 Poise
FILM THICKNESS*	Dry: 200 – Wet: 245 (µm)
FINENESS OF GRIND	40 µm
SOLIDS BY VOLUME	82±2%
V.O.C. % BY WEIGHT	12.00
FLASH POINT	>21°C
MIXING RATIO BY VOLUME	BASE: 6 CATALYST: 1
POT-LIFE	2 h
COLOURS	Grey
PACKAGING	ml 2500 – ml 750
STORAGE	Store in a cool, dry place with adequate ventilation

* The thickness value can be achieved only by airless application. For brush applications, we suggest doubling the number of coats, according to the spread rate indicated above.

PAINT SYSTEM

Iron (new)

Surface preparation: Prepare the surface thoroughly with an abrasive brush to SIS/ST 2.

Bottom

Apply two coats of Epoxy Yacht HB. If necessary, fill with Lightweight Filler or Finishing Filler. After sanding, apply two coats of AntiPest and finish with two coats of antifouling.

Topside

Apply one coat of Epoxy Yacht HB. If necessary, fill with Lightweight Filler or Finishing Filler. After sanding, apply one coat of AntiPest, one coat of Speed Undercoat and finish with two coats of Top Gloss.

CONDITIONS FOR APPLICATION

Apply at a temperature between 10°C and 35°C. Do not apply when the surface temperature is below 3°C at dew point.

INSTRUCTIONS FOR USE

Shake well the two components and mix them together. We suggest allowing the blend to rest for 15 minutes before use. The best performance of the product can be obtained after complete cross-link. The product is ready to use for airless applications. If necessary, thin with Thinner N° 17. The technical data are based on a reference temperature of 20°C unless otherwise specified and refer to the product undiluted and ready-to-use.

SAFETY PRECAUTIONS

Wear appropriate personal protective equipment; use safety equipment; use with adequate ventilation. For additional safety information see the packaging.

This version supersedes any prior version.

Orazio Brignola S.p.A. reserves the right to update the above data, which are given for information only.

If products are not used beyond our control our liability is limited to the quality of the product itself.