

CLASSIC LINE

QUARZO

Exterior quartz coating



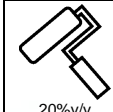
CODE 28-8..

DESCRIPTION AND USE

Interior and exterior fine quartz acrylic coating. Easy to apply, its main performance features are: excellent coverage, bright white, filling properties and excellent resistance against atmospheric agents.

Aspect of the dry film: Flat

APPLICATION DATA

2 h DRY TO TOUCH	12 h RECOAT TIME	5 m²/l SPREAD RATE 2 coats on civil plaster		 30%v/v	 20%v/v
----------------------------------	----------------------------	--	--	---	--

TECHNICAL DATA

COMPOSITION	based on acryl copolymers in water dispersion, resistant, extenders and fine quartz sands
SPECIFIC GRAVITY	1.580±0.050 Kg/L
FLASH POINT	Not flammable
SOLIDS BY VOLUME	53%
V.O.C.	< 40 g/l
AVERAGE VISCOSITY	1000 Poises (Brookfield rot. no. 5 at 2 Rpm at 21°C)
FILM THICKNESS	Dry: 125 – Wet: 235 on 2 coats (µm)
COLOURS	White- TINGO – Selezione Architettura
PACKAGING	14000 ml – 4000 ml

Revision No. 0 dated February 2009

WARNINGS:

- Keep from freezing
- Do not apply in direct sunlight and when temperature is below 5°C.
- Protect from rain in the days following the application.
- Clean the tools with water after use.
- Store in a dry place away from sunlight

APPLICATION GUIDE

- **New walls**
After curing (30-40 days) apply one brush coat of Isolante a solvente P.P. or Fissativo Acrilico (diluted 1:4 with water). Wait at least 12 hours and apply two coats of Quarzo.
- **Walls to repaint**
 - **Unpainted degraded walls:** thoroughly brush with a wire brush. Clean with water or low pressure washer and let dry. Apply one brush coat of Isolante a Solvente P.P. or Fissativo Acrilico (diluted 1:4 with water). After 12 hours apply two coats of Quarzo.
 - **Walls with old paint and loose plasters:** remove all flaky areas and brush with a wire brush. Clean with water or low pressure washer and let dry. Restore the removed areas with hydraulic mortar or ready-mixed concrete. Let the surface cure for at least 10 days. Apply one brush coat of Fissativo Acrilico (diluted 1:5 with water), only over restored areas or also over the whole surface if it needs consolidating. Wait at least 12 hours and apply two coats of Quarzo.
 - **Walls with old paint in good conditions:** clean with water or low pressure washer and let dry. Apply two coats of Quarzo.
If the surface needs consolidating, apply one brush coat of Fissativo Acrilico (diluted 1:6 with water).

Orazio Brignola S.p.A. reserves the right to update the above data, which are given for information only.
If products are not used beyond our control our liability is limited to the quality of the product itself.