




PROFESSIONAL LINE

PERFORMA VELATURE

Semi covering siloxane resin based paint
CODE 46-4..**DESCRIPTION AND USE**

Semi covering siloxane resin based paint, designed to decorate and protect old monuments or to restore new and old buildings. Weathering resistant and hydrorepellent product providing breathability to water steam and CO₂.

APPLICATION DATA

6 h RECOAT TIME	15 m²/l SPREAD RATE on COVIL PLASTER	 max 20%v/v	 max 20%v/v	
---------------------------	--	--	--	--

TECHNICAL DATA

COMPOSITION	Based on acrylic copolymers and siloxane resins, weathering resistant pigments, inert charges and selected additives.
SPECIFIC GRAVITY	1.100 ± 0.010 Kg/L
FLASH POINT	Not flammable
SOLIDS BY VOLUME	25%
V.O.C.	< 40 g/L
AVERAGE VISCOSITY	20 Sec (Ford Cup No. 4 at 21°C)
TINTING	- In factory - Tingo: Mix 1 : 5 - Tinted Performa Finitura / Colorless glaze
COLOURS	Rivestimenti Plastici colour card- Selezione Architettura
PACKAGING	20000 ml – 5000 ml

Revision No. 0 dated February 2009

WARNINGS

- Keep from freezing
- Shake well before and during use
- Do not apply on hot surfaces, in direct sunlight and when temperature is below 5°C
- Protect from rain in the days following the application
- Clean the tools with water immediately after use
- Store in a dry place away from sunlight

PAINT SYSTEM

- **New walls:**
After 30-40 days curing apply one brush coat of Performa Fondo. After at least 12 hours and apply one coat of Performa Finitura or Performa Riempitivo. Wait at least 8 hours before applying one coat of Performa Finitura. After 8 hours apply one or two coats (depending on the finish desired) of Performa Velature.
N.B.: Two coats of Performa Velature guarantee a more uniform and long-lasting protection.
- **Walls to repaint**
 - **Degraded unpainted walls:** brush thoroughly with a wire brush; clean with low-pressure washer and let the surface dry. Apply one brush coat of Isolante a Solvente; after at least 18 hours, apply one brush coat of Performa Fondo. After at least 12 hours apply one coat of Performa Finitura or Performa Riempitivo. After at least 8 hours apply one coat of Performa Finitura. Wait at least 8 hours before applying one or two coats (depending on the finish desired) of Performa Velature.
N.B.: Two coats of Performa Velature guarantee a more uniform and long-lasting protection.
 - **Walls with old paints or loose plasters:** remove all loose paint; brush carefully with a wire brush and clean with low-pressure washer. Let the surface dry. Restore all removed areas with hydraulic mortar or ready-mix; let cure for at least 10 days. Apply one brush coat of Fissativo Acrilico (diluted 1:5 with water) only over restored areas. For a more hydrorepellent final result, apply Performa Fondo over the whole surface. After at least 12 hours, apply one or two coats of Performa Riempitivo. After at least 8 hours, apply one coat of Performa Finitura. Wait at least 8 hours before applying one or two coats (depending on the finish desired) of Performa Velature.
N.B.: Two coats of Performa Velature guarantee a more uniform and long-lasting protection.
 - **Walls with old paints in good conditions:** clean with low-pressure washer and let the surface dry completely. Apply one coat of Performa Finitura or Performa Riempitivo; after at least 8 hours, apply one coat of Performa Finitura. Wait at least 8 hours before applying one or two coats (depending on the finish desired) of Performa Velature.
 - N.B.: Two coats of Performa Velature guarantee a more uniform and long-lasting protection.

IMPORTANT: if the wall was previously painted with quartz based paint, remove paint traces as much as you can to increase surface breathability of the final siloxane paint system.

