

PROFESSIONAL LINE

PERFORMA RIEMPITIVO

Filling intermediate based on siloxane resin




CODE 46-5..

DESCRIPTION AND USE

Filling fibred intermediate coating based on siloxane resin and organic binders. Its main features are excellent water steam permeability, low water absorption, high filling properties and excellent film flexibility.

It hides and levels substrate absorbencies to improve the final aspect of the surface in presence of old plasters, micro-cracks and patched areas.

APPLICATION DATA

2 h DRY TO TOUCH	12 h RECOAT TIME	2 m²/l SPREAD RATE ON CIVIL PLASTER 400µm WET	 READY TO USE	 10% v/v	
----------------------------	----------------------------	--	---	--	---

TECHNICAL DATA

COMPOSITION	Based on acrylic copolymers and siloxane resins in water dispersion, pigments, extenders and quartz calibrated sands.
SPECIFIC GRAVITY	1.700 ± 0.030 Kg/L
FLASH POINT	Not flammable
SOLIDS BY VOLUME	60%
V.O.C	< 40 g/l
AVERAGE VISCOSITY	1000 Poises (Brookfield rot. No. 5 / 2 rpm at 21°C)
STEAM DIFFUSION (UNI EN 1062-1 dry film thickness 300µm)	Sd = 0.1
WATER PERMEABILITY (UNI EN 1062-1 dry film thickness 300 µm)	W = 0.07
COLOURS	White - Rivestimenti Plastici - Selezione Architettura
PACKAGING	14000 ml

Revision No. 0 dated February 2009

WARNINGS

- Keep from freezing
- Do not apply on hot surfaces, in direct sunlight and when temperature is below 5°C
- Protect from rain in the days following the application
- Protect marble and metallic parts during application
- Clean the tools with water immediately after use
- Store in a dry place away from sunlight

PAINT SYSTEM

- **New walls**
After 30-40 days curing, apply one brush coat of Performa Fondo. After at least 12 hours, apply one coat of Performa riempitivo. Wait at least 12 hours and apply one coat of Performa Finitura.
 - **Walls to repaint**
 - **Unpainted degraded walls:** brush thoroughly with a wire brush and clean with low-pressure drinking water and let the surface dry. Apply one brush coat of Performa Fondo. After at least 12 hours apply one or two coats of Performa Riempitivo (depending on the final film thickness necessary to level any imperfections). Wait at least 12 hours and apply one coat of Performa Finitura.
N.B.: In order to consolidate very damaged surfaces, apply one brush coat of Isolante a Solvente before applying Performa Fondo.
 - **Walls with old paints or loose plasters:** remove all loose areas; brush carefully with a wire brush and clean with low pressure drinking water; let the surface dry. Restore all removed areas with hydraulic mortar or ready-mix; let cure for at least 10 days. Apply one brush coat of Fissativo Acrilico (diluted 1:5 with water), only over restored areas. For a more hydrorepellent final result, apply Performa Fondo over the whole surface.
After at least 12 hours, apply one or two coats of Performa Riempitivo (depending on the final film thickness necessary to level any imperfections).
Wait at least 12 hours and apply one coat of Performa Finitura.
 - **Walls with old paints in good conditions:** clean the wall with low pressure drinking water; let the surface dry. Apply one or two coats of Performa Riempitivo (depending on the final film thickness necessary to level any imperfections). Wait at least 12 hours and apply one coat of Performa Finitura.
- Important:** if the wall was previously painted with quartz based paint, remove paint traces as much as you can to increase surface breathability of the final siloxane paint system.

Orazio Brignola S.p.A. reserves the right to update the above data which are given for information only.
If products are not used beyond our control our liability is limited to the quality of the product itself.