

PROFESSIONAL LINE

PERFORMA FINITURA

Exterior siloxane resin based coating

CODE 46-7..




DESCRIPTION AND USE

Exterior coating based on siloxane resin; designed for the protection and decoration of exterior wall surfaces. It merges the qualities of mineral based products such as high water steam and CO₂ permeability with the qualities of products based on organic binders, such as low water absorbency and hydrorepellence.

Thanks to its excellent weathering resistance, universal use and all above mentioned features, Performa Finitura can be considered one of the best products among wall coatings.

Aspect of the dry film: matte

APPLICATION DATA

2 h SECCO DRY TO TOUCH	8 h PER RECOAT TIME	CIVIL PLASTER	 20% v/v	 10% v/v	
-------------------------------------	----------------------------------	---------------	--	--	---

TECHNICAL DATA

COMPOSITION	Based on acrylic and siloxane copolymers in water dispersion, weathering resistant pigments and selected extenders
SPECIFIC GRAVITY	1.530±0.030 Kg/L
FLASH POINT	Not flammable
SOLIDS BY VOLUME	50%
V.O.C.	< 40 g/L
AVERAGE VISCOSITY	400 Poises (Brookfield rot. no 4/20 Rpm at 21°C)
STEAM DIFFUSION (UNI EN 1062-1 dry film thickness 150 µm)	Sd = 0.09
WATER PERMEABILITY (UNI EN 1062-1 dry film thickness 150 µm)	W = 0.05 Kg/m ² h ^{0.5}
COLOURS	white – Rivestimenti Plastici colour card– Selezione Architettura
PACKAGING	4000 ml - 14000 ml

Revision No. 0 dated February 2009

WARNINGS

- Keep from freezing
- Do not apply on hot surfaces, in direct sunlight and when temperature is below 5°C
- Protect from rain in the days following the application
- Protect marble and metallic parts during application
- Clean the tools with water immediately after use
- Store in a dry place away from sunlight

PAINT SYSTEM

- **New walls**
After 30-40 days curing apply one brush coat of Fondo Silossanico. After at least 12 hours and apply two coats of Performa Finitura.
 - **Walls to repaint**
 - **Unpainted degraded walls:** brush carefully with a wire brush and clean with low pressure drinking water; let the surface dry. Apply one brush coat of Isolante a Solvente P.P.. After 18 hours apply one brush coat of Fondo Silossanico. After at least 12 hours apply two coats of Performa Finitura.
 - **Walls with old paints and loose plaster:** remove all loose areas; brush carefully with a wire brush and clean with low pressure drinking water; let the surface dry. Restore all removed areas with hydraulic mortar or ready-mix. Let cure for at least 10 days. Apply one brush coat of Fissativo Acrilico (diluted 1:5 with water) only over patched areas. After at least 12 hours, apply two coats of Performa Finitura.

N.B.: Performa Fondo applied over the whole surface will increase the final hydrorepellence of the system.

 - **Walls with all paints in good conditions:** Clean with low pressure drinking water; let the surface dry and apply two coats of Performa Finitura.
- IMPORTANT:** if the wall was previously painted with quartz based paint, remove paint traces as much as you can to increase surface breathability with the siloxane paint system.

Orazio Brignola S.p.A. reserves the right to update the above data, which are given for information only. If products are not used beyond our control our liability is limited to the quality of the product itself.