

DECORATIVE LINE

JEANS

Decorative jeans effect

CODE 18-7..




DESCRIPTION AND USE

Decorative water-based finish, for a jean-look effect; this finish gives a textured and sheer look which very realistically recreates jean fabric, also thanks to its exclusive formula and original application system.

This paint is indicated as a fine finish for both private homes and public places, when looking for a unique and special decorative effect.

The decoration can be obtained by using two products: Jeans Base and Jeans Finish.

JEANS FONDO (primer) APPLICATION DATA

2h DRY TO TOUCH	12h RECOAT TIME	4 m²/l TWO COATS ON SMOOTH WALL	 1st coat 10% V/V	 2nd coat READY TO USE	
---------------------------	---------------------------	--	--	---	--

JEANS FONDO (primer) TECHNICAL DATA



COMPOSITION	Based on acrylic copolymers, natural silica fillers, extender and selected agents
SPECIFIC GRAVITY	1.450 ± 0.020 Kg/L
FLASH POINT	Not flammable
SOLIDS BY VOLUME	48 %
AVERAGE VISCOSITY	12500 cps (Brookfield rot. No. 3 / 2 rpm at 21°C)
COLOURS	See colour card
TINTING	Toner (250 ml) : 1 x 4 L
PACKAGING	4000 ml

WARNINGS

- Keep from freezing
- Shake well before use
- Clean the tools with water immediately after use
- Store in a dry place away from sunlight

Revision No. 0 dated February 2009

JEANS FINITURA (finish) APPLICATION DATA

½h DRY TO TOUCH	30 m²/l SPREAD RATE	 100% V/V	
------------------------------	----------------------------------	---	---

JEANS FINITURA (finish) TECHNICAL DATA

COMPOSITION	Based on modified acrylic copolymers, pigments, waxes, extenders and selected additives
SPECIFIC GRAVITY	1.050 +/- 0.02 Kg/L
FLASH POINT	Not Flammable
SOLIDS BY VOLUME	19%
AVERAGE VISCOSITY	20000 cps (Brookfield rot. n°3 / 2 rpm at 21°C)
COLORS	See colour card
TINTING	50 ml / litre of Jeans Fondo (primer colour)
PACKAGE	1000 ml

WARNINGS

- Keep from freezing
- Shake well before use
- Clean the tools with water immediately after use
- Store in a dry place away from sunlight

INSTRUCTION FOR USE

New walls – JEANS FONDO

Apply one brush coat of Fissativo Acrilico (diluted 1:7 with water). After at least 4 hours, apply one brush coat of Jeans Fondo; after 12 hours, apply a second coat of Jeans Fondo. After 10 minutes (the product must still be wet on the surface) use the Spalter brush with vertical strokes in the most uniform way possible (time depends on thickness, temperature, and humidity of the environment).

N.B.: always leave a 4-5 cm area not subjected to decoration; this will help you connect the vertical pattern to the following working area.

New Walls – JEANS FINITURA

After 12 hours, apply one brush coat of Jeans Finish, coloured with 50cc per litre of Jeans Fondo (primer colour), and diluted 100% with water; after about 10 minutes (the product must still be wet on the surface), use the Spalter brush with vertical strokes for a “stripy” finish”. For a “weave” effect use the Spalter brush with horizontal strokes.

N.B.: Always leave a 4-5 cm. area not subjected to decoration; this will help you connect the pattern to the following working area.

Walls already painted:

- With washable water-based paint: fill holes with plaster and sand if necessary; clean the wall with a damp sponge and apply one brush coat of Fissativo Acrilico (diluted 1:7 with water) only over patched areas.

PRIMER and FINISH: see New Walls

- With distemper, lime paint or chalky paint: fill holes with plaster and sand if necessary; clean the wall with a damp sponge and apply one brush coat of Fissativo Acrilico (diluted 1:6 with water) over the whole surface.

PRIMER and FINISH: see New Walls

Orazio Brignola S.p.A. reserves the right to update the above data, which are given for information only. If products are not used beyond our control our liability is limited to the quality of the product itself.